

BRITISH  
FIRES



// ASHURST & BRAMSHAW ELECTRIC STOVES





// ASHURST & BRAMSHAW ELECTRIC STOVES



# // TABLE OF CONTENTS

**ASHURST BARREL LED STOVE ..... 3-10**

Hexo Heater Grill ..... 7-8

Openable Door ..... 9-10

**BRAMSHAW LED STOVE ..... 11-24**

Setup Options..... 13-18

Panoramic View ..... 19-20

Hexo Heater Grill ..... 21-22

Openable Door ..... 23-24

**ASHURST & BRAMSHAW FEATURES..... 25-38**

Fuel-bed Options ..... 27-28

Flame-effect & Fuel-bed Settings ..... 29-30

Brightness Settings..... 31-32

Remote Control ..... 33

Steel frame and paint finish..... 34

Optional stove pipe..... 35-36

Ashurst & Bramshaw Specifications ..... 37-38

Contact, Terms & Conditions ..... 39



# // ASHURST BARREL LED ELECTRIC STOVE

The Ashurst LED stove features a traditional cylindrical design. With its well-crafted steel body and textured paint finish it is sure to stand out in any room.

Turn the heat up with the remote and enjoy a variety of flame and fuel bed displays.









## // HEXO HEATER DESIGN

Subtle in appearance yet, efficient in heat disbursement. The Ashurst and Bramshaw both feature the hexagonal shaped outlets to create an interesting honeycomb texture while providing an effective heater outlet.



// 2.0 kW heater



## // OPEN & SHUT CASE

In old log-burning stoves the door is opened to put logs on the fire. We wanted to keep this authentic feature from the past and took the opportunity to place the control panel behind it – out of view.



// Easy to open and close door

# // BRAMSHAW LED ELECTRIC STOVE

The Bramshaw LED stove utilises a contemporary squared design with, panoramic, side view ports.

The sturdy steel-body design can be setup in three different methods: Wall-hung, Log Storage, or Base Stand.

Set the temperature with the remote and create the right ambiance by choosing from a variety of flame and fuel bed displays.





# // THREE SETUP OPTIONS:

## LOG STORAGE

BASE STAND

WALL-HUNG



// Stove Pipe info on page 35–36

// Log Storage





## // THREE SETUP OPTIONS:

LOG STORAGE

**BASE STAND**

WALL-HUNG



// Base Stand



## // THREE SETUP OPTIONS:

LOG STORAGE

BASE STAND

**WALL-HUNG**



// Wall Hung





## // PANO VIEW

Watch the flames dance behind the glass from all sides. Bramshaw incorporates a panoramic style view with windows on all three sides of the fire box. This design creates an extra glow and more ambient light.



// Panoramic side viewing



## // HEXO HEATER DESIGN

Subtle in appearance yet, efficient in heat disbursement. The Ashurst and Bramshaw both feature the hexagonal shaped outlets to create an interesting honeycomb texture while providing an effective heater outlet.



// 2.0 kW heater



## // OPEN & SHUT CASE

In old log-burning stoves the door is opened to put logs on the fire. We wanted to keep this authentic feature from the past and took the opportunity to place the control panel behind it – out of view.



// Easy to open and close door



# // STOVE FEATURES





# // FUEL BED OPTIONS

AVAILABLE FOR ASHURST AND BRAMSHAW

The choice of fuel-bed is all yours. Select either the Real Log or the Glowing Log fuel bed for either of the two stove designs.

## REAL LOG STYLE FUEL-BED

These real-style logs are mobile so you can arrange them as you see fit, on top of a glowing coal-effect bed.

## GLOWING LOG FUEL-BED

A glowing, static, fuel-bed creates a bright and warm focal point.



# // FLAME-EFFECT & FUEL-BED SETTINGS

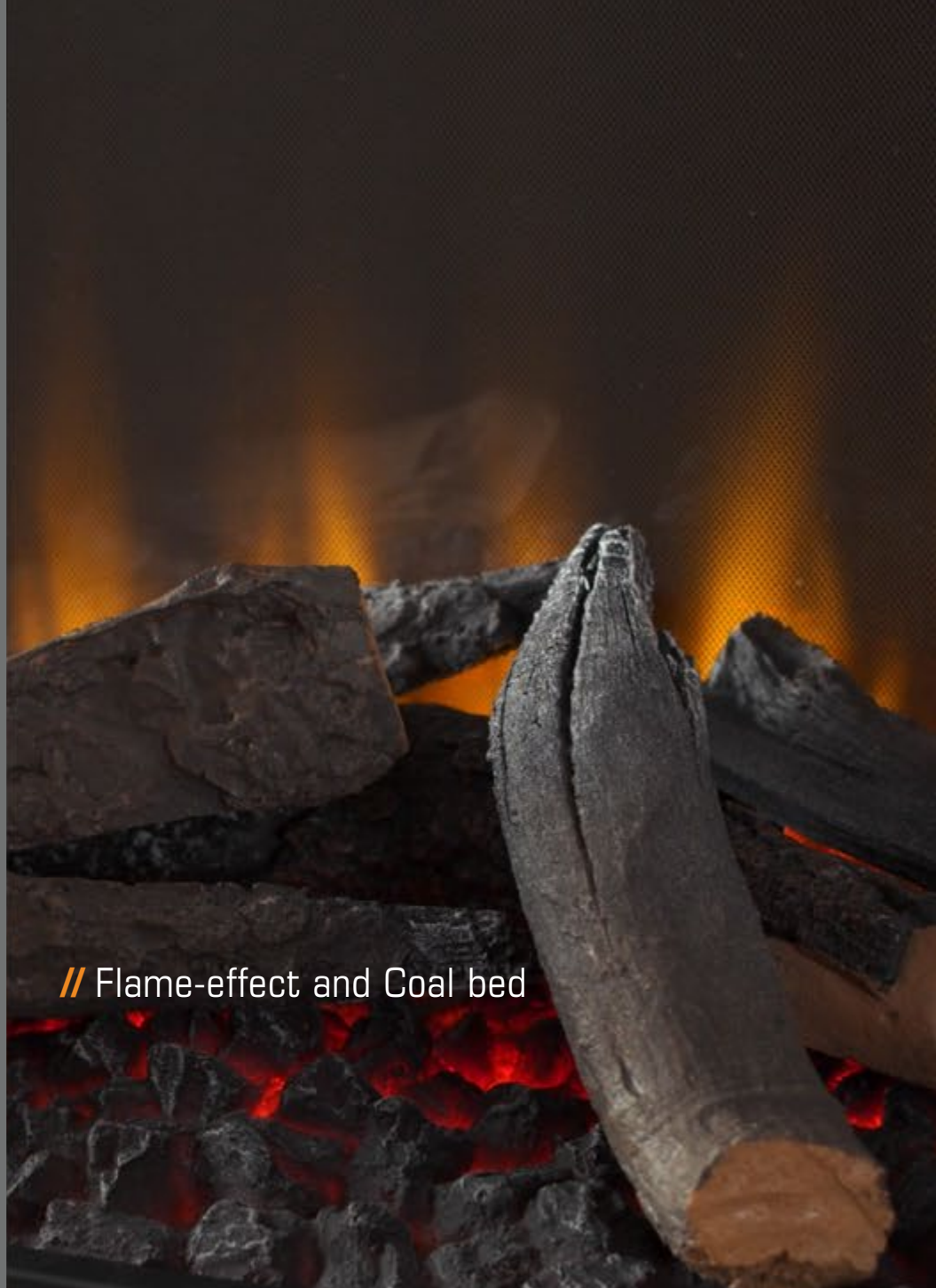
## REAL LOG STYLE FUEL BED



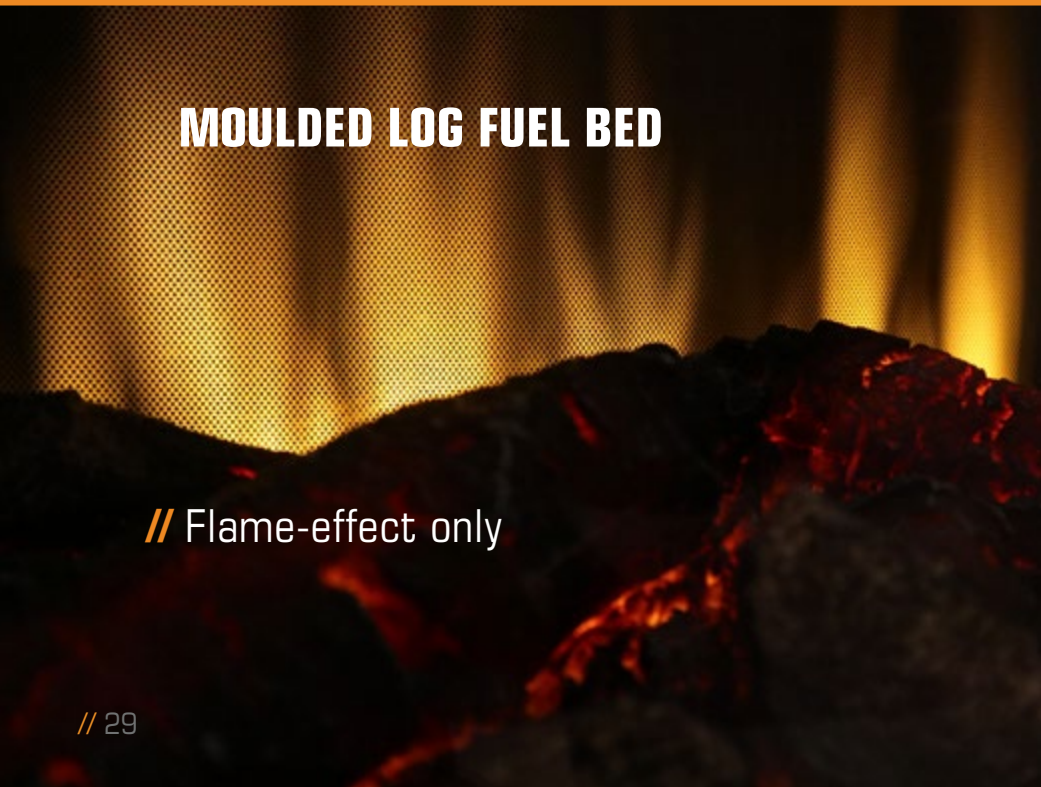
// Flame-effect only



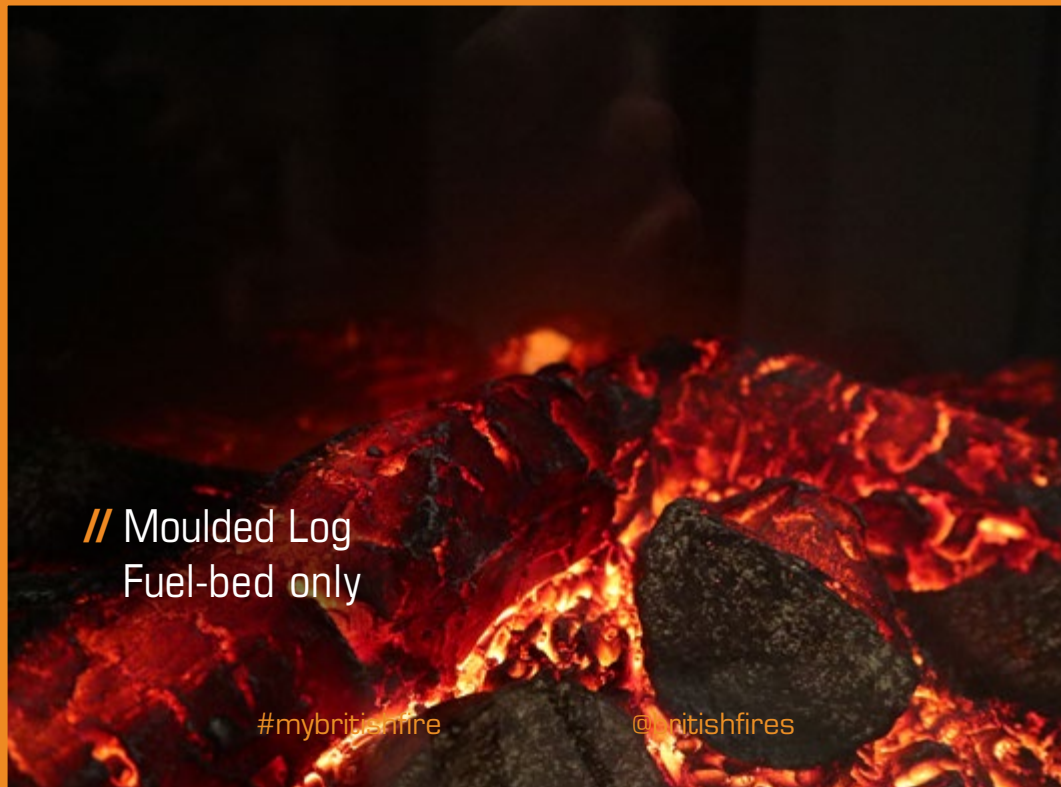
// Coal bed only



// Flame-effect and Coal bed



// Flame-effect only



// Moulded Log Fuel-bed only



// Flame-effect and Log Fuel-bed




// BRIGHTNESS  
SETTINGS


REAL LOG STYLE FUEL BED



// Low




// Medium



// High

MOULDED BED



// Low



// Medium



// High



## // CONTROL YOUR FIRE

With a simple press of a button you can adjust the temperature, flame-effect, fuel-bed effect, and more.

The same control options also live behind the door, below the fuel-bed, as pictured on the right.

A digital display will appear inside the fire showing your current selection and will disappear moments after.

### Flame control

Choose from the four settings to adjust the brightness of the flame to suit your mood. Watch the flames change brightness and height on the back screen.

### Daily and weekly timer

Set the fire to provide you with heat on any day throughout the week. The seven-day programmable calendar will remember your settings and will activate the thermostatic heater on each day and every week for when you need the New Forest fire the most.

### Thermostatic heating


The heater system is thermostatically controlled using the remote handset and displays the setting inside the fire. Choose a temperature between 17°C and 27°C and the fire will do the work to heat the room up effectively to reach the desired temperature.



## // STEEL FRAME & TEXTURED PAINT FINISH

// Textured paint finished

// Steel body frame



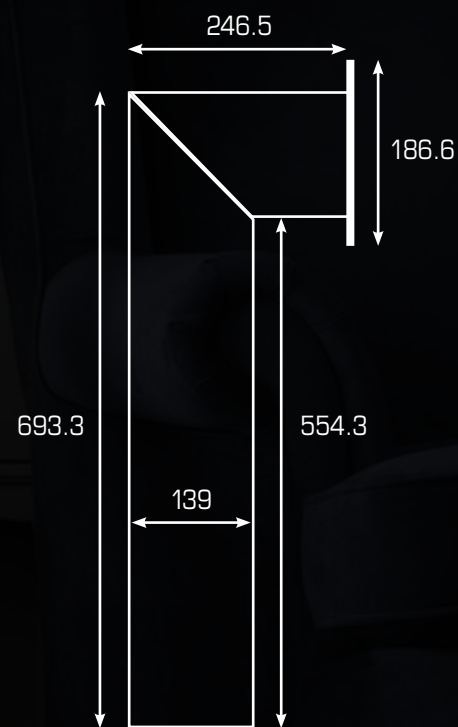


# // OPTIONAL STOVE PIPE

Additional purchase required

## Stove Pipe Specifications

Dimensions..... W139 x H693.3 x D246.5 mm

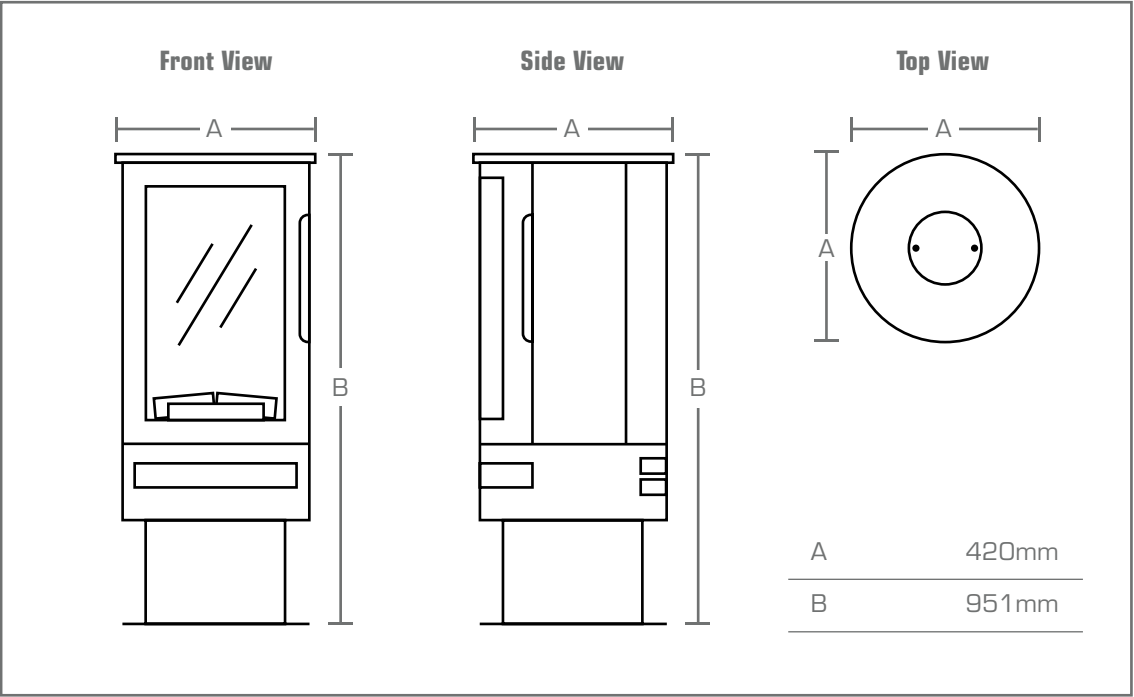


## // Stove Pipe





// ASHURST DIMENSIONS



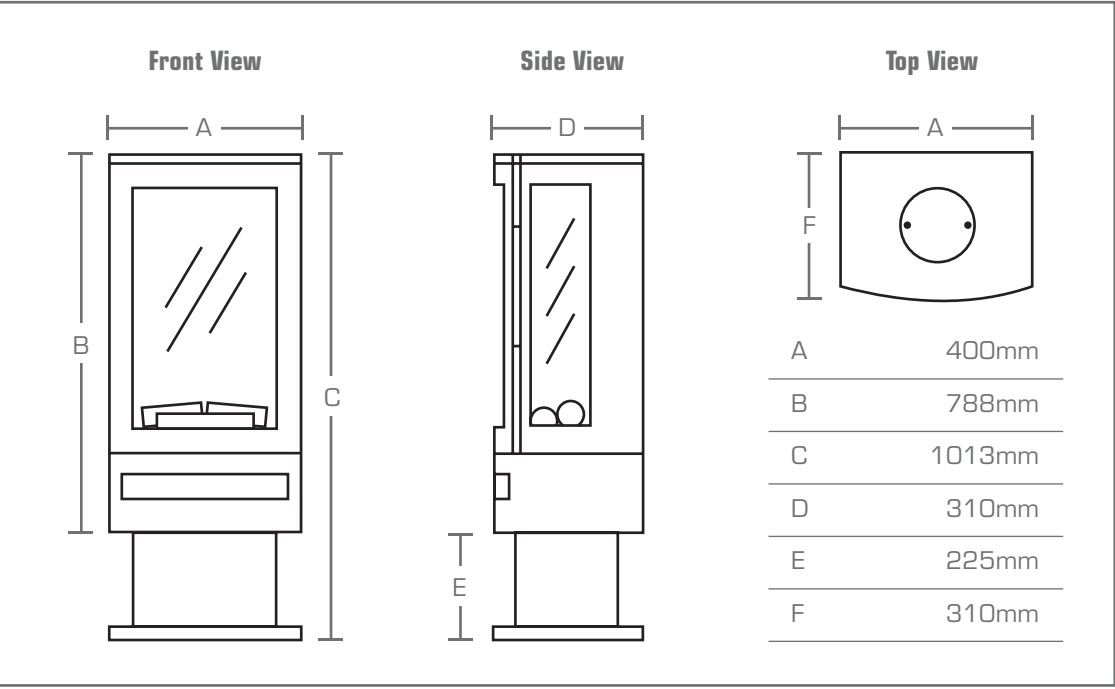
Product Specifications

Supply Voltage .....220-240V AC  
Rating Power.....50Hz, 2000W  
Fuse Rating..... 13 Amp  
Heating Elements.....2000W  
Lighting..... LED  
Location.....Indoor-use only  
Power cord length ..... 1.6m

Product Features

Flame-brightness control	Full thermostatic control
Full burn effect or, flame-only effect	Remote Control Handset
	3-pin plug included

// BRAMSHAW DIMENSIONS



Product Specifications

Supply Voltage .....220-240V AC  
Rating Power.....50Hz, 2000W  
Fuse Rating..... 13 Amp  
Heating Elements.....2000W  
Lighting..... LED  
Location.....Indoor-use only  
Power cord length ..... 1.6m

Product Features

Three choices of setup	Full thermostatic control
Flame-brightness control	Remote Control Handset
Full burn effect or, flame-only effect	3-pin plug included



## // GET IN CONTACT

CONTACT:  0808 169 9911  
 [info@britishfires.com](mailto:info@britishfires.com)  
[www.britishfires.com](http://www.britishfires.com)

OUR ADDRESS:  British Fires Ltd  
Unit 10 Avon Trading Park  
Christchurch  
Dorset  
BH23 2BT

## // THREE-YEAR GUARANTEE

At British Fires we pride ourselves on quality and performance, so much so that each British Fires electric product is applicable for a three-year guarantee when purchased from an authorised dealer. We offer a standard one-year guarantee on every electric product, but to ensure your product is covered for a further two years, free registration is required on our website [www.britishfires.com/guarantee](http://www.britishfires.com/guarantee). Full warranty terms and conditions are available to view at [www.britishfires.com](http://www.britishfires.com).

All appliances must be installed in a correctly ventilated space in accordance with the manufacturer's installation instructions and the rules in force. This brochure is for guidance only and is not intended to replace the installation manual, which provides more detailed information. All of our fires carry CE Approval. January 2020. British Fires™

This brochure was correct at publication; however, as our policy is one of continual development and improvement, specifications may be subject to change. Any such changes will not adversely affect the performance or safety of the appliance.







Dealer details here: