

Legendfires[®]

Quality | Style | Choice

Fire Collection



The sign of quality

A very warm welcome to the all new Legend Fires brochure.

Legend Fires was established in 1996 and have become one of the leading names in the development and manufacture of living flame gas appliances.

Awarded 'Manufacturer of the Year' in 2004 and 2005, Legend has an unrivalled manufacturing and service reputation in the gas appliance industry.

Quality, style and choice is our 'ethos' and we only supply dedicated fireplace retailers who can offer you a similar service.

At Legend, we understand that everyone is individual. We have designed our products to be as bespoke to the individual as possible. A vast selection of control, frame and fuel options are available and are featured in this brochure making the Legend Fires range of products one of the most versatile on the market today.

We strongly believe our responsibility to our product does not end once it has left our factory. At Legend, we pride ourselves on our after sales and customer support, we firmly believe that this support, is the best in the industry.

If you have any technical enquiries with regard to any of our products and services, please feel free to call our sales team, who will be willing and able to answer your questions.

John Stone and Susan Calvert – Directors





Virage

Virage has been developed to provide superb energy efficiency with stylish looks and is available as a free standing or hole in the wall unit.

With a heat output of 4.6kw and an efficiency of 67% Virage is not to be confused with other products on the market that claim higher efficiency but fail to deliver in real world installations.



4 Sided Version with optional Back Plate

A full list of options can be found on pages 30-31.



Evora

Evora Has been developed to provide superb energy efficiency with stylish looks and is available as a free standing or hole in the wall unit.

With an energy efficiency classification 1 certified and an 83% energy efficiency rating, no other fire comes close to Evora.



Profile Bronze Frame with Modular Pebble Fuel Effect

A full list of options can be found on pages 30-31.



Vantage

The tried and tested Vantage fire from Legend has become a true classic.

To offer maximum flexibility it is now available in 16" standard height and low lintel models, 18" and 22" variants. Taking this to the next level, a number of trim and fuel bed options are also offered to ensure the Vantage suits all applications and décor styles.



22" Vantage Contemporary

A full list of options can be found on pages 30-31.



Vantage / Spirit

Hole In The Wall

The Vantage Hole In The Wall takes the contemporary theme to the next level.

The tried and tested Vantage burner is the mainstay of this Legend range and has a proven pedigree.



Brushed steel with black interior

<i>Fuel Types:</i>	Class I / II
<i>Controls:</i>	Manual, Slide and Remote Control
<i>Heat Output:</i>	High 3.9kw Low 2.4kw
<i>Heat Input:</i>	High 6.9kw Low 4.2kw
<i>Gas Type:</i>	Natural gas and LPG

Styles available

Trim finish: Brushed Steel with Black Interior, all Brushed Steel

Fuel Bed: Coal, Beach Coal, Deluxe Pebble, Deluxe Twigs, Delux Driftwood or Modular Coal



Aura Prestige

The Aura Prestige exudes an air of sophisticated chic.

With remote control operation for ease of use and a powder coated fabrication to ensure there are no hairline cracks or chips to worry about.

The Aura Prestige range offers the ultimate in stylish practicality.



Piano black high gloss trim

Fuel Types:	Class I / II
Heat Output:	High 2.9kw Low 1.4kw
Heat Input:	High 6.9kw Low 4.2kw
Gas Type:	Natural gas and LPG

Styles available

Trim finish: Piano Black High Gloss or Stone Effect

Fuel Bed: Pebble & Driftwood



Aura Landscape

The Aura Landscape represents a further development towards the ultimate in the modern hole in the wall styling.

Again, featuring remote control and a unique pebble and driftwood fuel bed. Aura Landscape is available with a choice of black or stainless steel interior.



Pebble and Driftwood effect

<i>Fuel Types:</i>	Class I / II	
<i>Heat Output:</i>	High 2.9kw	Low 1.4kw
<i>Heat Input:</i>	High 6.9kw	Low 4.2kw
<i>Gas Type:</i>	Natural gas	

Styles available

Trim finish: Brushed Steel Interior with Brushed Steel and Black Trim

Fuel Bed: Pebble & Driftwood



Mirage

With a stylish two-tone grey, landscape design the new Mirage represents the ultimate in elegantly understated hole in the wall style.

Neat lines and discreet controls ensure a minimal exterior façade and with a modular fuel bed there is also no requirement for a traditional hearth.



Piano black fascia & piano black surround.

Fuel Types:	Class I / II
Controls:	Manual and Remote Control
Heat Output:	High 3.9kw Low 2.4kw
Heat Input:	High 6.9kw Low 4.2kw
Gas Type:	Natural gas and LPG

Styles available

Trim finish:	Gun Metal Grey or Piano Black
Fuel Bed:	Modular Coal, Modular Pebble



Sintra

The Sintra's unique compact design is perfectly suited to the smaller size room and the uncomplicated styling.

The modular coal fuel bed means there is no requirement for a traditional hearth. For homes with no chimney or when a flue is either not present or unusable, the fan flue option can be used (subject to available depth) so that Sintra can be sited on an outside facing wall.



<i>Fuel Types:</i>	Class I / II
<i>Controls:</i>	Manual and Remote Control
<i>Heat Output:</i>	High 3.9kw Low 2.4kw
<i>Heat Input:</i>	High 6.9kw Low 4.2kw
<i>Gas Type:</i>	Natural gas and LPG

Styles available

- Trim finish:* Gun Metal Fascia, Dark Grey Surround
- Fuel Bed:* Modular Coal, Modular Pebble



Spirit

The Spirit was designed to operate on class 1, class 2 and certain pre-cast flues and therefore is shallower than the Vantage.

However the Spirit still retains it's deep red glowing coals and realistic flame effect.

A power flue option is also available.



Brass trim

A full list of options can be found on pages 30-31.



Spirit Superslim

Available in a number of finishes and compatible with all pre-cast flue systems, the spirit Superslim fire has a depth of only 90mm.

However when fitted with a modular coal or pebble fuel bed, the appearance is of a full depth fire.



Bronze profile trim

A full list of options can be found on pages 30-31.



Heritage Inset Fire

Suitable for installation into a standard milner fire back or can be housed in a Legend hot box for a more efficient use of the generated heat.



Fuel Types:	Class I / II
Controls:	Manual only
Heat Output:	High 1.9kw Low 0.9kw
Heat Input:	High 6.9kw Low 4.2kw
Fuel Type:	Coal / Pebble


Interior Panel & Frame Guide

Our range of interior panel and frame options allows you to select a colour and finish that will suit your home.

Fire Back Panels



Frames



Frets Guide

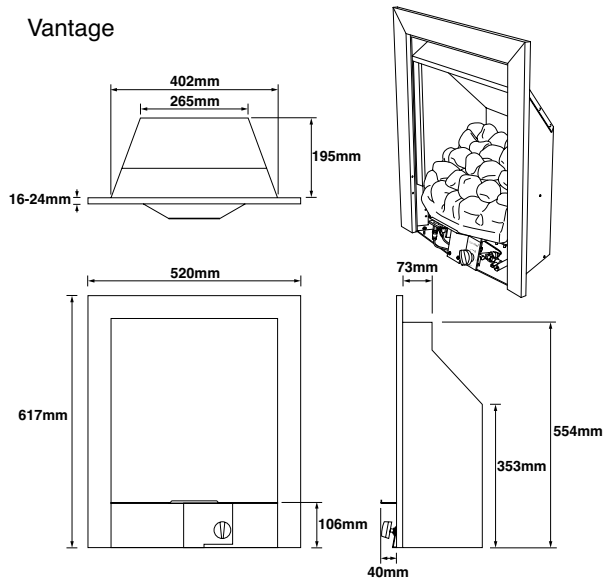
Choose from our range of trims to find the finish that is right for you.

Frets

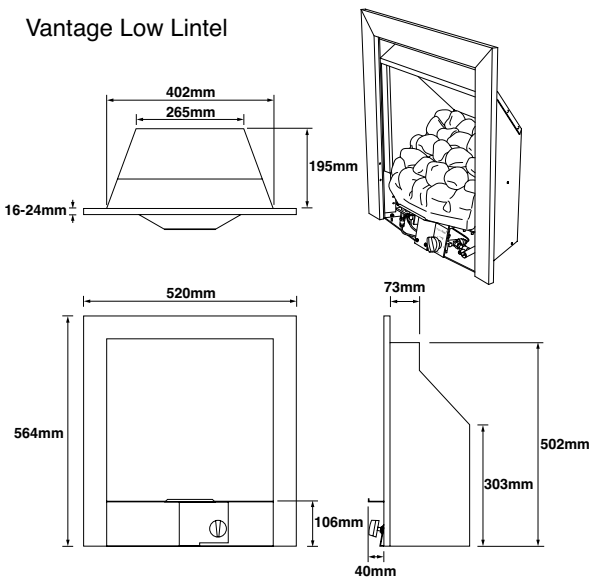


Technical drawings

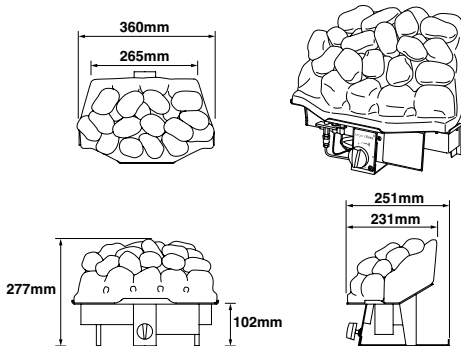
Vantage



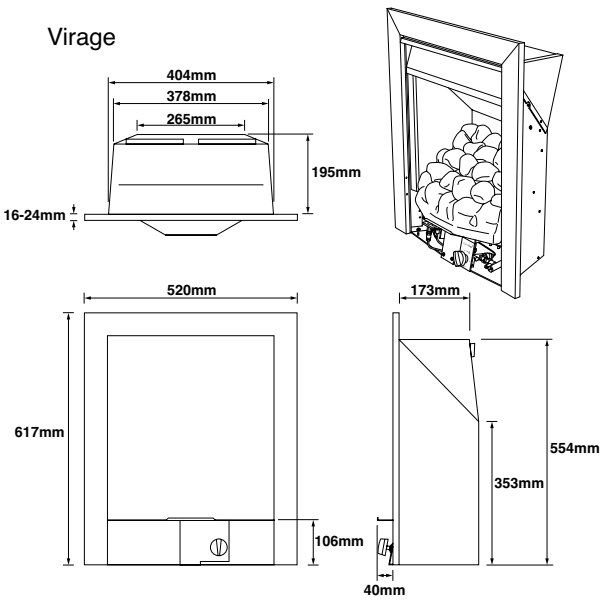
Vantage Low Lintel



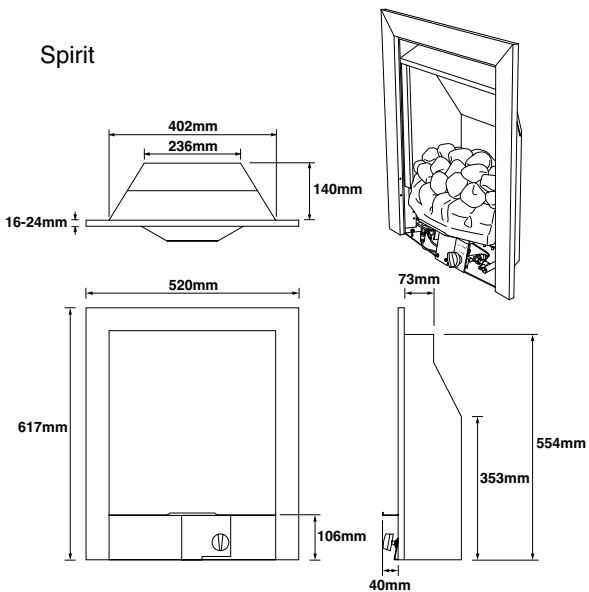
Heritage



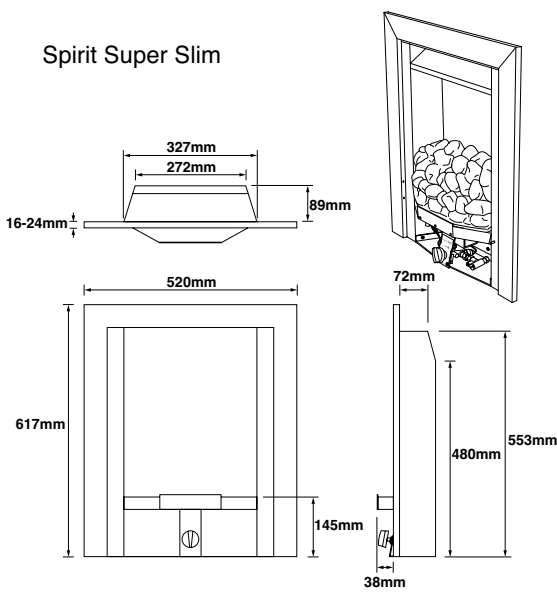
Virage



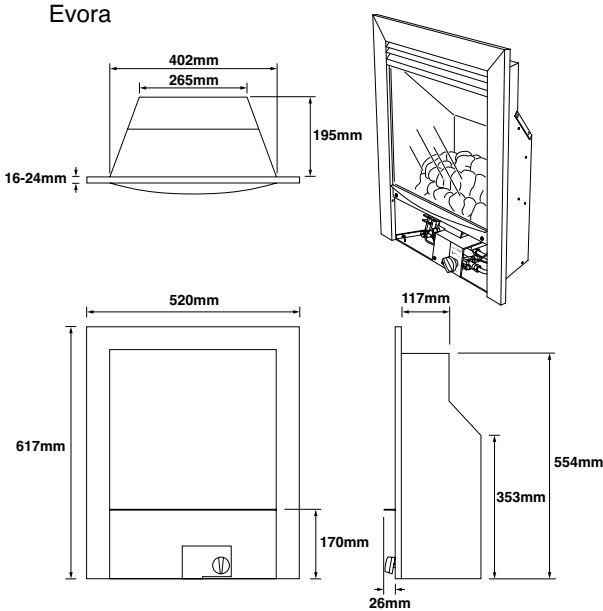
Spirit



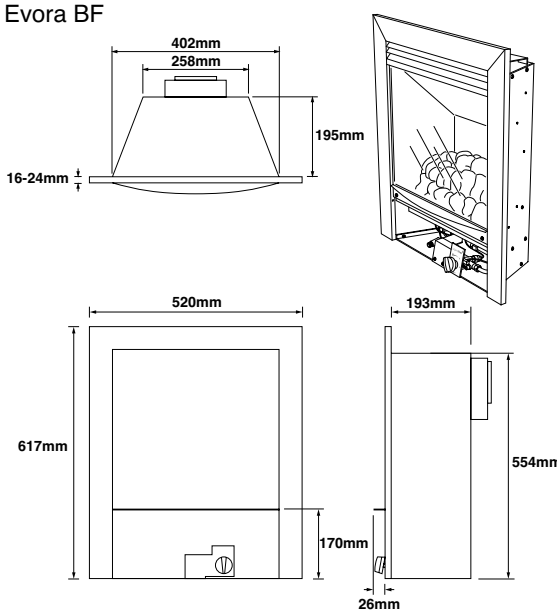
Spirit Super Slim



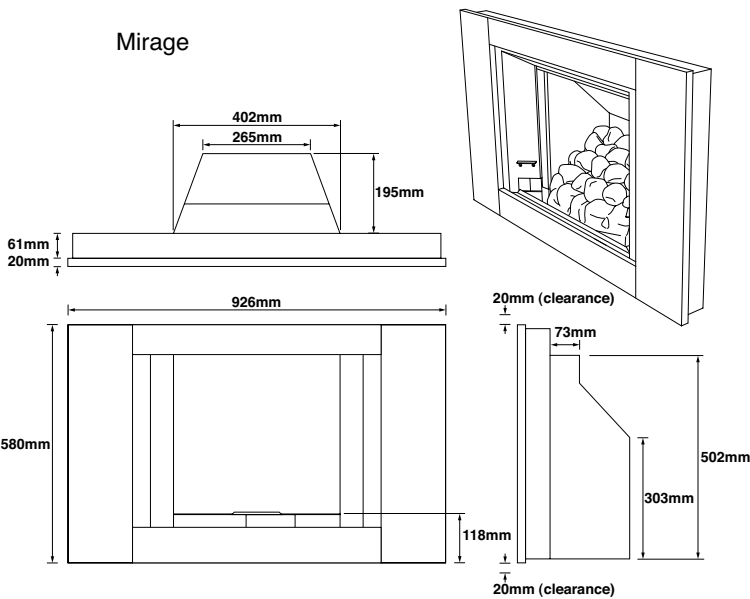
Evora



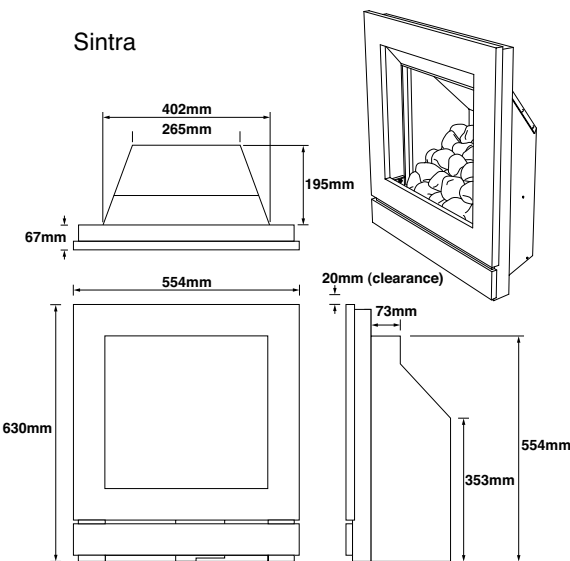
Evora BF



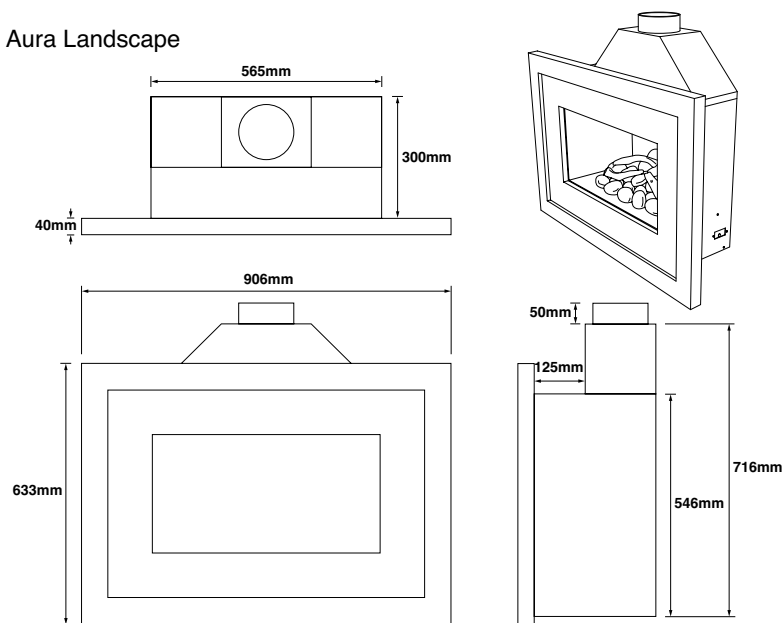
Mirage



Sintra



Aura Landscape



Gas Fire Options

Product	16" Vantage	18" Vantage	22" Vantage	16" Low Lintel Vantage	Virage	Evora	Spirit	Spirit Superslim
Flue Types								
Class I	Yes	Yes	Yes	Yes	Yes	Yes	Yes	Yes
Class II	Yes	No	No	No	No	Yes	Yes	Yes
Precast Flue	No	No	No	No	No	No	Yes	Yes
Balanced Flue	No	No	No	No	No	Yes	No	No
Fan Flue	Yes	No	No	Yes	No	No	Yes	No
Controls								
Manual Control	Yes	Yes	Yes	Yes	Yes	Yes	Yes	Yes
Slide Control	Yes	No	No	Yes	Yes	Yes	Yes	Yes
Remote Control	Yes	No	No	Yes	Yes	No	Yes	No
Heat Output KW								
High	3.9	4.6	6.1	3.9	4.6	3.8	3.5	3
Low	2.4	2.9	3.4	2.4	2.1	1.8	2.1	1.8
Heat Input KW								
High	6.9	9.6	13	6.9	6.9	4.6	6.2	5.5
Low	4.2	4.5	5.5	4.2	4.2	2.6	4	3.6
Gas Type								
Natural Gas	Yes	Yes	Yes	Yes	Yes	Yes	Yes	Yes
Propane (LPG)	Yes	No	No	Yes	No	No	No	No

No Additional Ventilation is usually required with the above appliances that are rated at less than 7kw.

We recommend that a fireguard be used where children, the elderly and infirm are present Legend Fires Policy is one of constant development.

We reserve the right to change the design and specification of our products without formal notice.

All Legend Fires products are fitted with Oxygen Depletion sensing pilots and Flame Supervision Device as Standard.

We recommend that all Legend Products are installed and annually serviced by Gas Safe Registered Installers.

Product	16" Vantage	18" Vantage	22" Vantage	16" Low Lintel Vantage	Virage	Evora	Spirit	Spirit Superslim
Fuel Beds								
Coal Moulded	Yes	Yes	No	Yes	Yes	No	Yes	No
Coal Ripped	Yes	No	No	Yes	Yes	No	No	No
Coal Modular	Yes	No	Yes	Yes	Yes	Yes	Yes	Yes
Pebble Modular	Yes	No	No	Yes	No	Yes	No	Yes
Deluxe Beachcoal	Yes	No	No	Yes	Yes	No	Yes	No
Deluxe Logs	Yes	No	No	Yes	No	No	Yes	No
Deluxe Driftwood	Yes	No	No	Yes	No	No	No	No
Trims Standard								
Brass	Yes	Yes	Yes	Yes	Yes	Yes	Yes	Yes
Black	Yes	Yes	Yes	Yes	Yes	Yes	Yes	Yes
Polished Chrome	Yes	Yes	Yes	Yes	Yes	Yes	Yes	Yes
Brushed Steel	Yes	Yes	Yes	Yes	Yes	Yes	Yes	Yes
Trims Contemporary 3/4 Sided								
Brass	Yes	No	No	Yes	Yes	Yes	Yes	Yes
Black	Yes	No	Yes	Yes	Yes	Yes	Yes	Yes
Polished Chrome	Yes	No	Yes	Yes	Yes	Yes	Yes	Yes
Brushed Steel	Yes	No	Yes	Yes	Yes	Yes	Yes	Yes
Trims Profile 3/4 Sided								
Brass (Not 4 Sided)	Yes	No	No	Yes	Yes	Yes	Yes	Yes
Satin	Yes	No	No	Yes	Yes	Yes	Yes	Yes
Bronze	Yes	No	No	Yes	Yes	Yes	Yes	Yes
Trims Contrast								
Black/Brass	Yes	No	No	Yes	Yes	Yes	Yes	Yes
Black/Polished Chrome	Yes	No	No	Yes	Yes	Yes	Yes	Yes



Legendfires

Legend Fires Ltd

Unit 404
Glenfield Park Two
Blakewater Road
Blackburn
Lancashire
BB1 5QH

T: 01254 695244

F: 01254 695255

E: info@legend-fires.com

www.legacy-fires.com