

evonicfires

1 evonic house, clifford park, clifford lane, stratford-upon-avon CV37 8HW

Tel: +44 (0) 1789 263868 Fax: +44 (0) 1789 293080

email: [sales@evonicfires.co.uk](mailto:sales@evonicfires.co.uk) website: [www.evonicfires.co.uk](http://www.evonicfires.co.uk) twitter: @evonicfires

# evonicfires

quality electric fires built in britain

## e-series



The **e-series** is our award winning modern day range of built in electric fires, powered by the very latest LED lighting technology.

The simplicity of the **e-series** enables absolute freedom to create and design individual feature fireplaces, as it is electrical there are no limitations to where a **e-series** product can be installed.

With a choice of effect sizes, from 500mm to 1800mm as well as two or three sided glass models the **e-series** offers greater scope and choice to any installation.

The **evoflame®** effect gives the impression of a deep and rich flame picture with a hot ash effect fuel bed via its unique reflectivity.

The flame picture which is produced using LED's can provide up to 50,000 hours of running time. It is fully adjustable through the high and low settings when using the optional remote control.

The **evoflame ultra hd®** has the same features as the **evoflame®**, but utilises the latest in non reflective **SCHOTT CONTURAN® MAGIC** glass technology.

Additionally it features a unique flicker effect that adds realism and movement to the fuel bed.



evoflame®  
ULTRAHD

evoflame®  
technology



e1800gf3	4-5
e1800gf2	6-7
e1800gf	8-9

e1500gf3	10-11
e1500gf2	12-13
e1500gf	14-15

e1030gf3	16-17
e1030gf2	18-19
e1030gf	20-21

e800gf3	22-23
---------	-------

e710s	24-25
-------	-------

e700gf	26
e700s	27

e600gf	28
e600s	29

e1000gf	30
e1000s	31


e500gf3	32-33
---------	-------





## e | 800gf3

- 1750mm **evoflame ultra hd®** effect
- 1 & 2kW heat outputs
- **e-touch** control system
- **SCHOTT CONTURAN® MAGIC** anti - reflective front & side glass
- choice of silver birch or woodland ceramic log set



evoflame<sup>®</sup>  
ULTRAHD

e1800gf3





evoflame<sup>®</sup>  
ULTRAHD

e1800gf2



# e | 800gf2

- 1750mm **evoflame ultra hd®** effect
- 1 & 2kW heat outputs
- **e-touch** control system
- **SCHOTT CONTURAN® MAGIC** anti - reflective front & side glass
- choice of silver birch or woodland ceramic log set



silver birch log set



woodland log set





e | 800gf


- 1750mm **evoflame ultra hd®** effect
- 1 & 2kW heat outputs
- **e-touch** control system
- **SCHOTT CONTURAN® MAGIC** anti - reflective front glass
- choice of silver birch or woodland ceramic log set



silver birch log set



woodland log set



evoflame<sup>®</sup>  
ULTRAHD

e1800gf



evoflame®  
ULTRAHD

e1500gf3

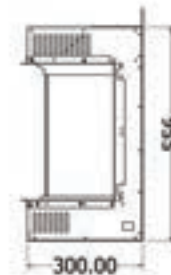







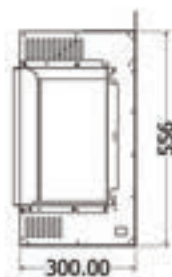


## e l 500gf3

- 1500mm **evoflame ultra hd®** effect
- 1 & 2kW heat outputs
- **e-touch** control system
- **SCHOTT CONTURAN® MAGIC** anti - reflective front & side glass
- choice of silver birch or woodland ceramic log set



# e | 500gf2

- 1500mm **evoflame ultra hd®** effect
- 1 & 2kW heat outputs
- **e-touch** control system
- **SCHOTT CONTURAN® MAGIC** anti - reflective front & side glass
- choice of silver birch or woodland ceramic log set



silver birch log set



woodland log set

evoflame<sup>®</sup>  
ULTRAHD

eI500gf2



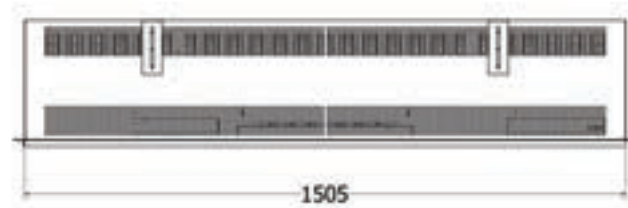






## e|500gf

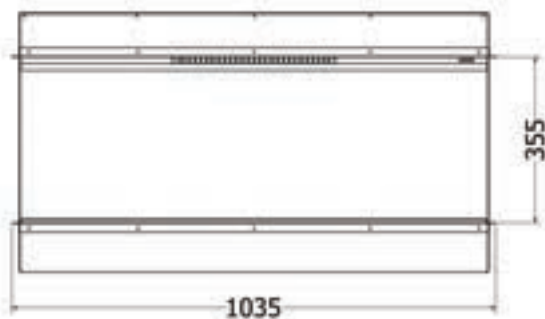
- 1500mm **evoflame ultra hd®** effect
- 1 & 2kW heat outputs
- **e-touch** control system
- **SCHOTT CONTURAN® MAGIC** anti - reflective front glass
- choice of silver birch or woodland ceramic log set





## eI030gf3

- 1000mm **evoflame ultra hd®** effect
- 1 & 2kW heat outputs
- **e-touch** control system
- **SCHOTT CONTURAN® MAGIC** anti - reflective front & side glass
- choice of silver birch or woodland ceramic log set





evoflame<sup>®</sup>  
ULTRAHD

e1030gf3



evoflame®  
ULTRAHD

e1030gf2



# eI030gf2

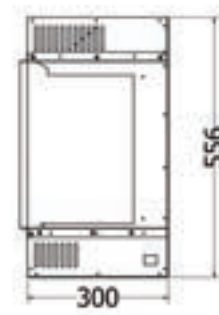
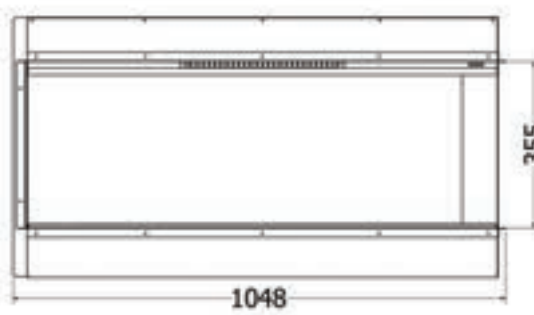
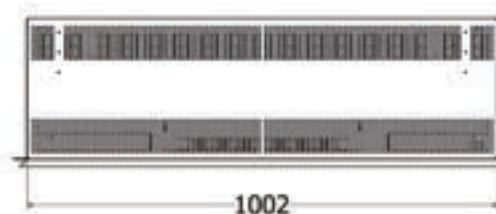
- 1000mm **evoflame ultra hd®** effect
- 1 & 2kW heat outputs
- **e-touch** control system
- **SCHOTT CONTURAN® MAGIC** anti - reflective front & side glass
- choice of silver birch or woodland ceramic log set



silver birch log set



woodland log set

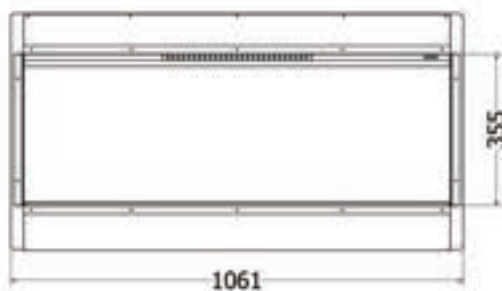







## eI030gf

- 1000mm **evoflame ultra hd®** effect
- 1 & 2kW heat outputs
- **e-touch** control system
- **SCHOTT CONTURAN® MAGIC** anti - reflective front glass
- choice of silver birch or woodland ceramic log set



silver birch log set



woodland log set

evoflame<sup>®</sup>  
ULTRAHD

e1030gf





evoflame<sup>®</sup>  
ULTRAHD

e800gf3





e800gf2



## e800gf3 / gf2 / gf

- 800mm **evoflame ultra hd®** effect
- 1 & 2kW heat outputs
- **e-touch** control system
- **SCHOTT CONTURAN® MAGIC** anti - reflective front & side glass
- choice of silver birch or woodland ceramic log set



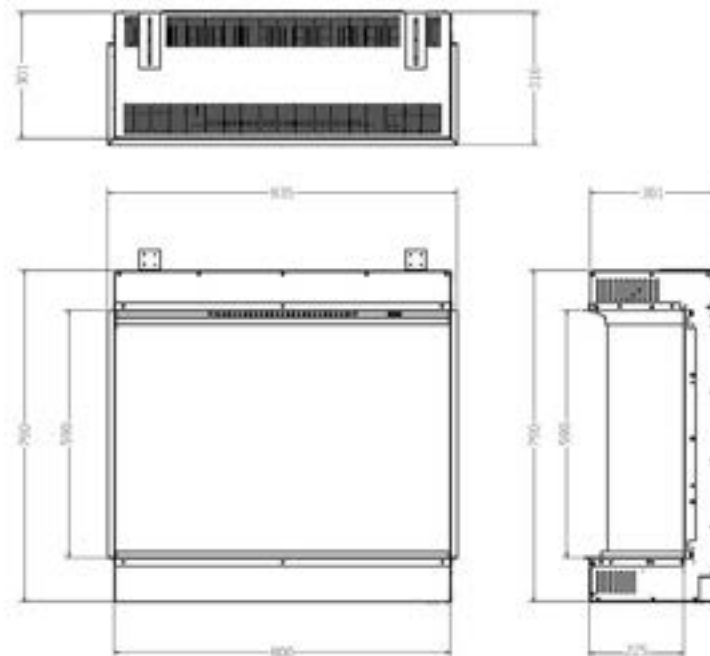
silver birch log set



woodland log set



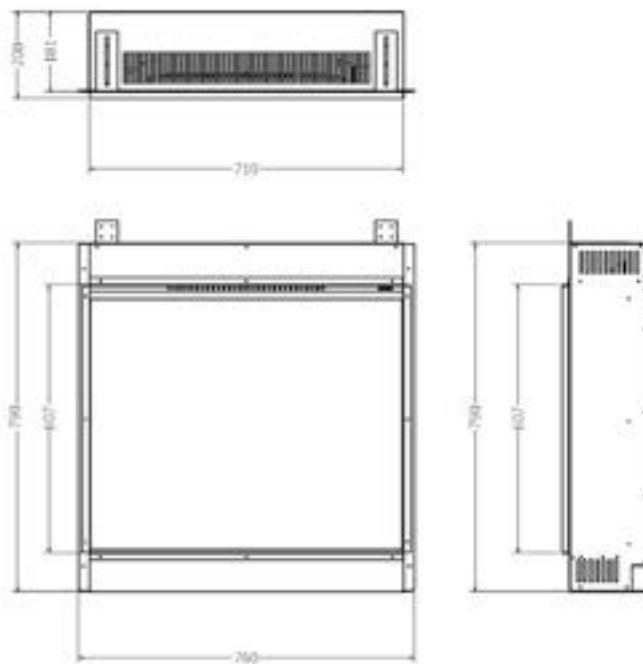
e800gf





## e7|0s

- 700mm **evoflame®** effect
- 1 & 2kW heat outputs
- **e-touch** control system
- choice of silver birch or woodland ceramic log set
- fully open fronted fuel bed



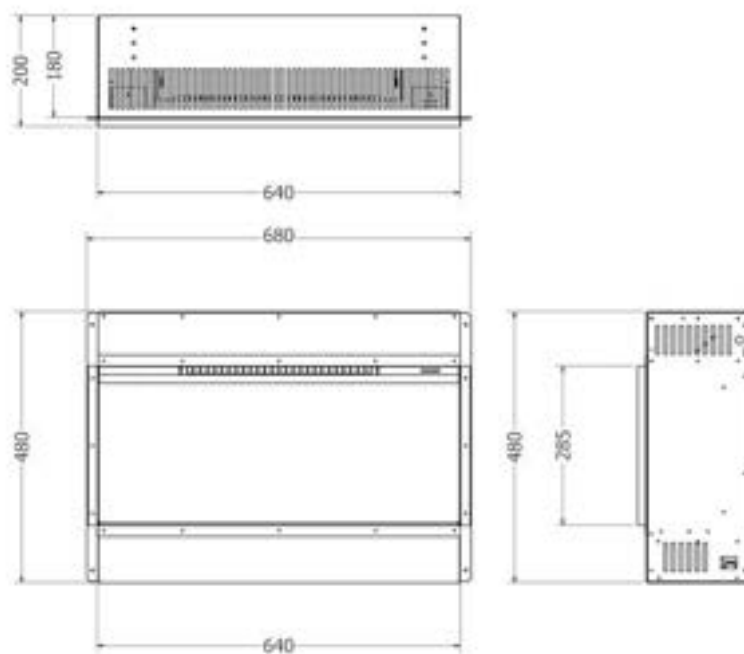


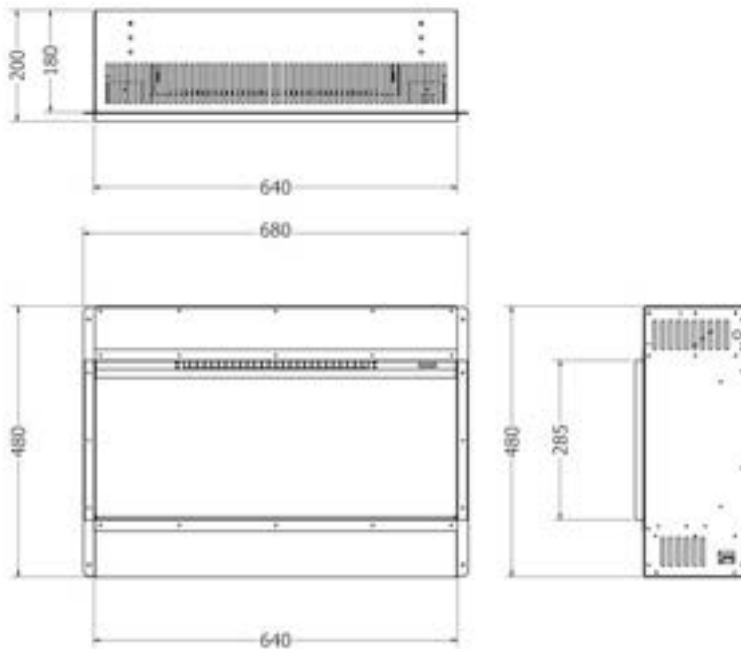




## e700gf

- 60° **evoflame®** effect
- 1 & 2kW heat outputs
- **e-touch** control system
- mini continental ceramic log set
- glass fronted





## e700s

- 640mm **evoflame®** effect
- 1 & 2kW heat outputs
- **e-touch** control system
- choice of silver birch or woodland ceramic log set
- fully open fronted fuel bed



silver birch log set




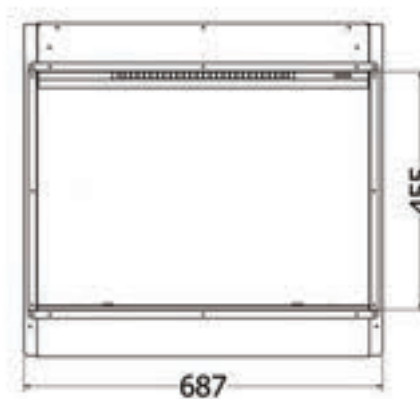

woodland log set

e600gf

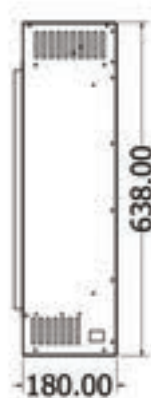
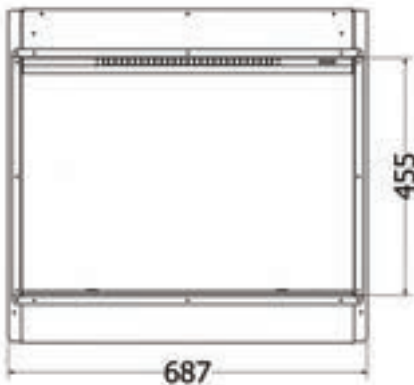



## e600gf

- 637mm **evoflame®** effect
- 1 & 2kW heat outputs
- **e-touch** control system
- mini continental ceramic log set
- glass fronted







## e600s

- 637mm **evoflame<sup>®</sup>** effect
- 1 & 2kW heat outputs
- **e-touch** control system
- choice of silver birch or woodland ceramic log set
- fully open fronted fuel bed



silver birch log set



woodland log set



## e1000gf

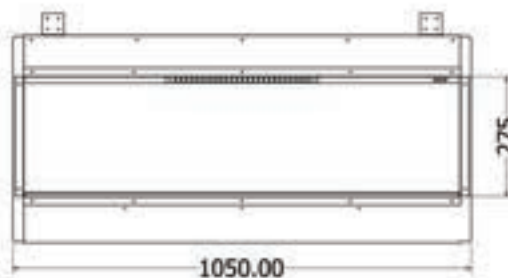

- 1000mm **evoflame®** effect
- 1 & 2kW heat outputs
- **e-touch** control system
- choice of silver birch or woodland ceramic log set
- glass fronted



silver birch log set



woodland log set





## e1000s

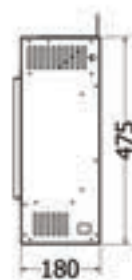
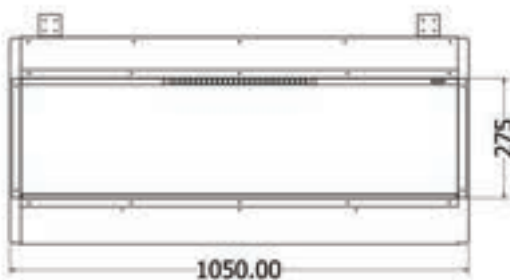

- 1000mm **evoflame®** effect
- 1 & 2kW heat outputs
- **e-touch** control system
- choice of silver birch or woodland ceramic log set
- fully open fronted fuel bed



silver birch log set



woodland log set






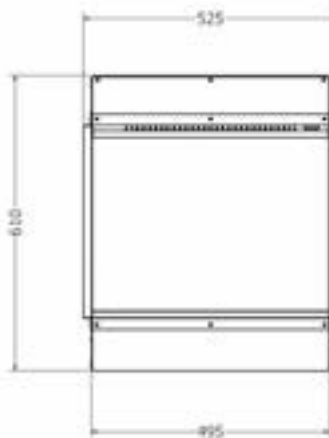


## e500gf3

- 495mm **evoflame®** effect
- 1 & 2kW heat outputs
- **e-touch** control system
- choice of silver birch or woodland ceramic log set
- optional extra feature of **evoflame ultra hd®** including **SCHOTT CONTURAN® MAGIC** anti - reflective front & side glass



**evoflame®**  
**ULTRAHD**



evoflame®  
EVOFLAME LTD

e500gf3



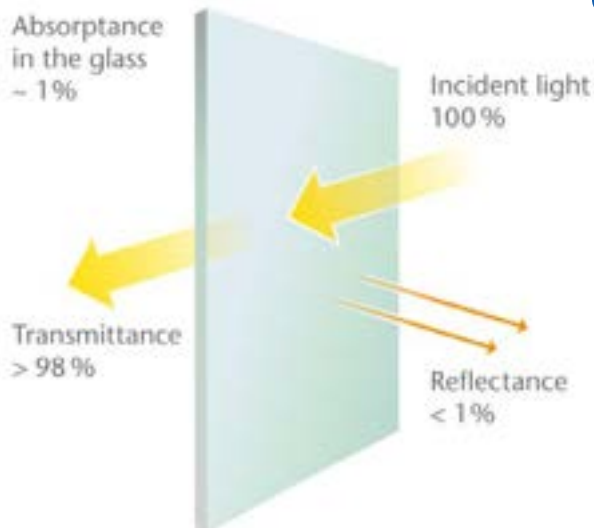
Both **evoflame®** & **evoflame ultra hd®** products come as standard with **e-touch®** control system, hand painted ceramic logs with the added realism of vermiculite and embers.



## e-touch

The **e-touch®** allows complete controllability of any **e-series** product. The control system is a fully portable, rechargeable bluetooth based touch screen unit, featuring a built-in thermostat enabling you to regulate and maintain the selected room temperature with ease.

## SCHOTT CONTURAN® MAGIC



**evoflame ultra hd®** products use **SCHOTT CONTURAN® MAGIC** glass that has optical interference properties, and is coated to reduce surface reflections optically by up to 90% making the glass appear invisible.

**evoflame®**  
**ULTRAHD**



[www.evonicfires.co.uk](http://www.evonicfires.co.uk)